



Westmill Generation Graphs - Q2 2015

Westmill Solar Co-op Ltd

July 2015

Issue and Revision Record

Revision	Date	Originator	Checker	Approver	Narrative
1.0	15/07/15	DS			

Disclaimer

This document has been prepared for the titled project or named part thereof and should not be relied upon or used for any other project without an independent check being carried out as to its suitability and prior written authority of OST Energy being obtained. OST Energy accepts no responsibility or liability for the consequence of this document being used for a purpose other than the purposes for which it was commissioned. Any person using or relying on the document for such other purpose agrees, and will by such use or reliance be taken to confirm his agreement to indemnify OST Energy for all loss or damage resulting therefrom. OST Energy accepts no responsibility or liability for this document to any party other than the person by whom it was commissioned.

To the extent that this report is based on information supplied by other parties, OST Energy accepts no liability for any loss or damage suffered by the client, whether contractual or tortious, stemming from any conclusions based on data supplied by parties other than OST Energy and used by OST Energy in preparing this report.

Awards and Recognitions



ACQ Magazine
UK Technical Advisor of the Year 2012



Finance Monthly Magazine
UK Renewables Advisory Firm of the Year 2010

Contents

1	Quarterly generation	1
2	Monthly generation and irradiation	2

1 Quarterly generation

Figure 1: Quarterly Generation (kWh)

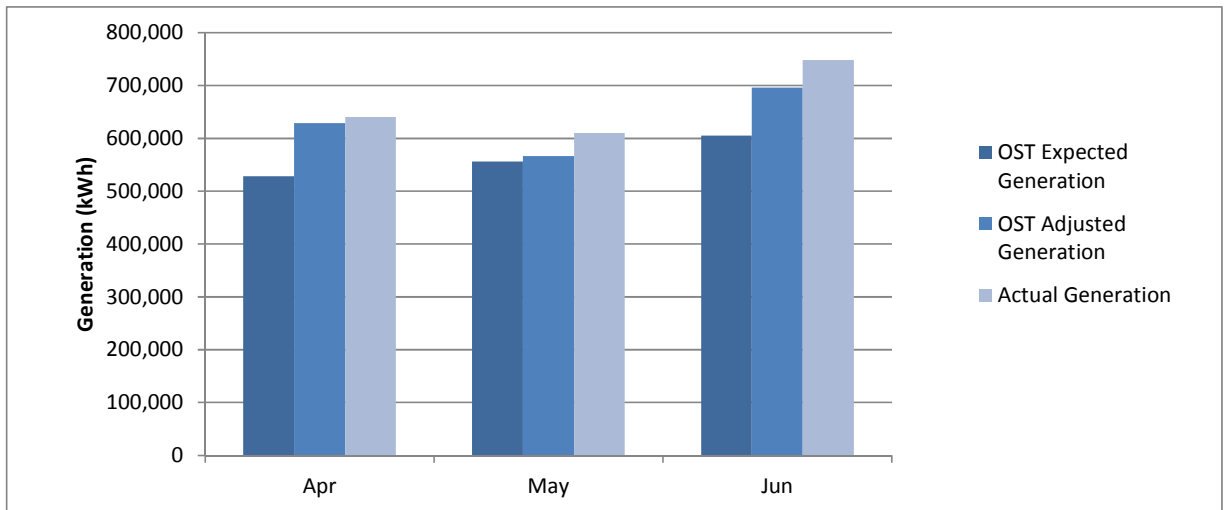


Table 1: Monthly generation (kWh)

Month	OST expected generation (kWh)	OST adjusted generation (kWh)	Actual generation (kWh)
April	528,517	629,279	640,350
May	556,208	566,869	610,000
June	605,146	696,427	748,400
Q2 2015 - Total	1,689,872	1,892,575	1,998,750

2 Monthly generation and irradiation

Figure 2: April 2015

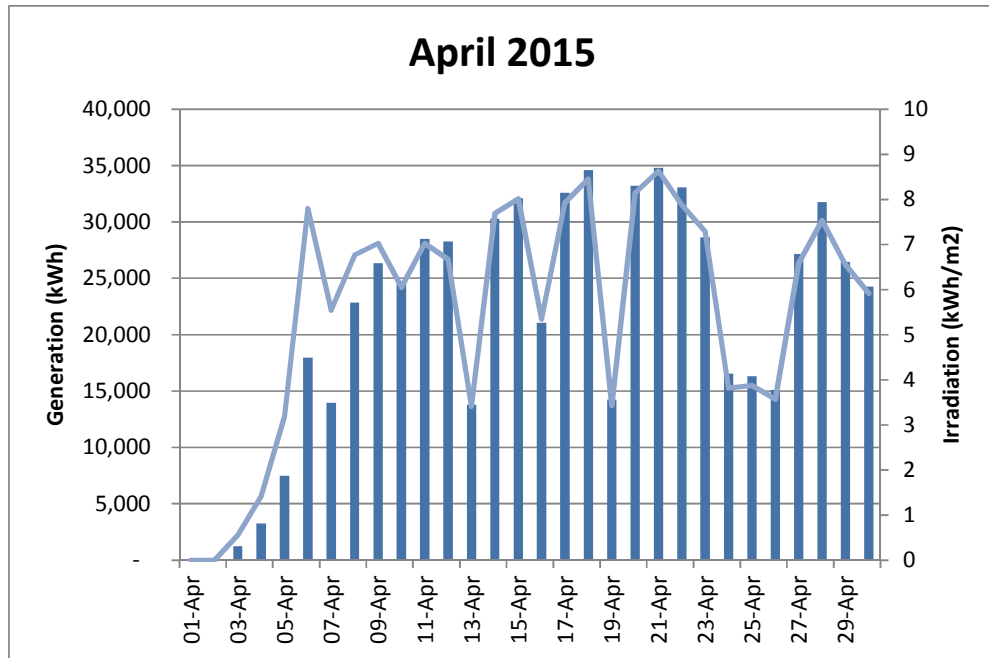


Figure 3: May 2015

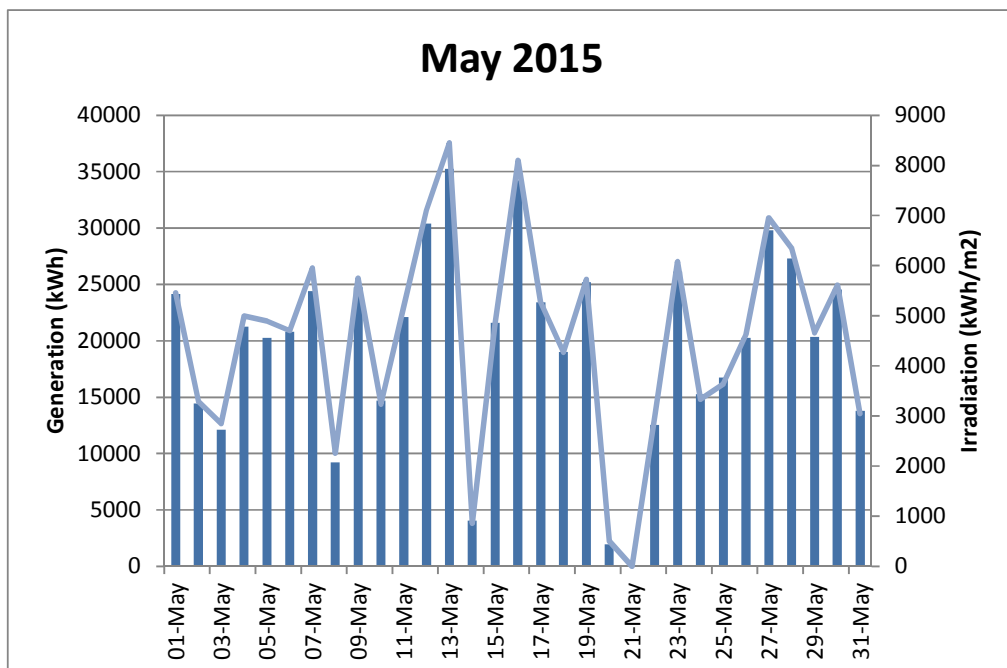
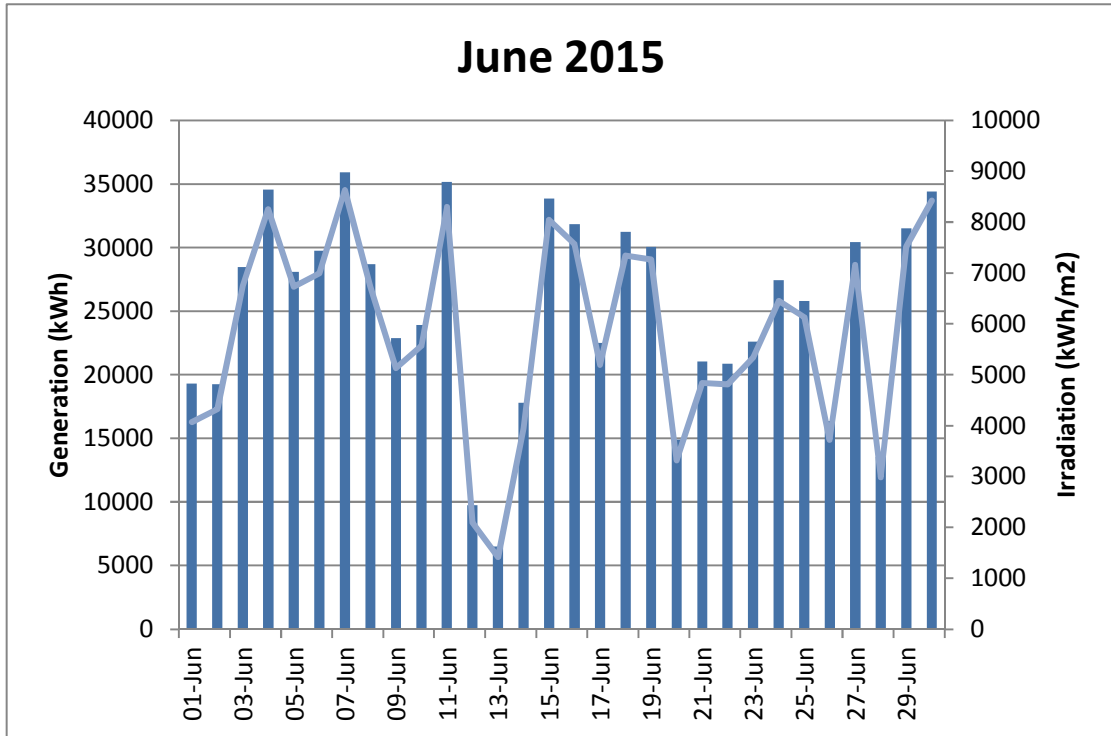


Figure 4: June 2015



The plant suffered some downtimes and temporary inverters issues due to DNO intervention from 1st to 7th April and from 20th to 22nd May.



UK OFFICE

OST Energy / BioEnergy / Environment Ltd

2nd Floor Offices Nile House,
Nile Street
Brighton, BN1 1HW, UK

+44 (0)1273 819 429
info@ostenergy.com

SOUTH AFRICAN OFFICE

OST Energy Africa

Safmarine House. 1st Floor
22 Riebeek Street,
Cape Town, South Africa

+27 (0)71 639 4462
info@ostenergy.com

ITALIAN OFFICE

OST Italia S.r.l.

Via Ugo Bassi, 3
20159 – Milano, Italy

+39 02 8456 7034
ostitalia@ostenergy.com